


BRITON
MOTORCYCLES



A rider wearing a black leather jacket, tan pants, and a black helmet with goggles is riding a black Brixton motorcycle on a dirt trail. The rider is leaning forward, and the motorcycle is kicking up a cloud of dust. The background is a sun-dappled forest with trees and foliage. The overall mood is adventurous and rugged.

ANY DIRECTION. AS LONG AS IT'S YOUR OWN.

**THROWBACK STYLE.
UNCOMPROMISING DESIGN.
PRECISION ENGINEERING.**

This is Brixton Motorcycles. Made for you if you're someone who cares about what you ride, we open up the road and bring the metal to the street.

From the moment we imagined our first bike classic cool was the inspiration. That's why every Brixton Motorcycle is blessed with throwback style. Whether it's a 125, 250, 500 or a 1200, everything we do has that streetwise edge.

Quality means everything. So across every Brixton Motorcycle, uncompromising design leads the way. It comes from the belief that everyone deserves an epic bike. So developing a new breed of motorcycle, in line with our own bespoke specs, we build machines unlike any other.

What matters most is the ride. And powered by precision engineering, we deliver probably the smoothest ride in our class. Open the throttle, kick through the gears, know Brixton won't let you down. With only the horizon to stop you, it's any direction, as long as it's your own.



6

Crossfire

20

Cromwell

40

Felsberg

58

Sunray

64

Rayburn

70

Merchandise
& Custom Parts

72

Specifications



Crossfire

500

THE ULTIMATE POWER TRIP.



A NEW DIRECTION DAWNS.

DESIGN

The Crossfire 500 and 500 X mark a new middle class: inspired by timeless beauty, redefined by the iconic X. Developed in the heart of Europe and praised by the press, the fledgling Crossfire 500 is already well on its way to becoming a classic.

The same heart beats in the Crossfire 500 and 500 X – but with its classic under-tail number plate holder, wider handlebars, straight seat and studded Pirelli tyres, the 500 X also likes to squint in the direction of the dirt track.

EQUIPMENT

Highly praised, tried and tested: The Crossfire is powered by a water-cooled in-line two-cylinder engine with electronic fuel injection, the braking system comes from the Spanish manufacturer J. Juan, the featherweight ABS from Bosch, the KYB suspension elements are provided by the Japanese engineers from Kayaba. With LED lighting technology and a round LC display, the Crossfire is fully up to date. And to bring the fun to the road, the Crossfire 500 comes standard on Pirelli tyres.





ENGINE TYPE
In-line 2 cylinder, 4 stroke,
water cooled

ENGINE DISPLACEMENT
486 cm³

MAX POWER
35 kW @ 8500 rpm

IGNITION
ECU

BRAKES
disc / disc

MASS IN RUNNING ORDER
190 kg

LENGTH
2117 mm

WIDTH
757 mm

HEIGHT
1116 mm

FUEL CONSUMPTION*
4.0 l / 100km

EMISSIONS
92 g/km

STANDARD EQUIPMENT
J. Juan brake system
Pirelli tyres
Stainless steel exhaust system
Adjustable KYB shock absorbers
LED Daylight and LED Indicators
Bosch ABS – Anti-lock brake system

*according to Commission Delegated Regulation
(EU) 134/2014, Annex VII

TAKE AIM AT THE HORIZON.



Crossfire 500 X



BACKSTAGE BLACK



BULLET SILVER

Crossfire 500



BACKSTAGE BLACK



BULLET SILVER



ROYAL BLUE

Crossfire

125

THE NIMBLE SHOOTER THAT
BLASTS ABOVE ITS WEIGHT.



SHOOT FOR THE OPEN ROAD.



DESIGN

With unmistakable café racer swagger, yet strikingly modern too, the Crossfire 125 threatens to never go unnoticed. It shares the same iconic X on its fuel tank as the rest of its family line, and even though it has a smaller engine, this bike is just as much a force to be reckoned with.

EQUIPMENT

Packing a single cylinder engine with liquid cooling and electric fuel injection, along with Pirelli tires and Nissin disc brakes, the Crossfire 125 has the power and agility to command the road with ease.



BULLET SILVER



CHARLY BROWN

Crossfire 125

ENGINE TYPE
1 cylinder, 4 stroke, water cooled

ENGINE DISPLACEMENT
125 cm³

MAX POWER
10 kW @ 9500 rpm

IGNITION
ECU

BRAKES
disc / disc

MASS IN RUNNING ORDER
148 kg

LENGTH
2104 mm

WIDTH
770 mm

HEIGHT
1040 mm

FUEL CONSUMPTION*
tba

EMISSIONS*
tba

STANDARD EQUIPMENT
Adjustable shock absorbers
LED daylight and LED indicators
LCD display
ABS - Anti-lock brake system
EFI - Electronic fuel injection

*according to Commission Delegated Regulation (EU) 134/2014, Annex VII

Crossfire 125XS

THE FULL THROTTLED
FIRECRACKER.



BORN TO THRILL.

DESIGN

Packing big thrills into a compact frame, the Crossfire 125 XS proves once and for all why size doesn't matter. With an aggressive silhouette that screams 'don't hold back', it's a good thing this firecracker of a bike has smaller 12" tires, giving you the superior agility needed to go full throttle every ride.

EQUIPMENT

Along with a digital speedometer, and LED lights and indicators, the Crossfire 125 XS is fitted with a combined brake system to give you rapid stopping power and total control of the road ahead.





Crossfire 125 XS

ENGINE TYPE
1 cylinder, 4 stroke, air cooled

ENGINE DISPLACEMENT
125 cm³

MAX POWER
8.2 kW @ 8500 rpm

IGNITION
ECU

BRAKES
disc / disc

MASS IN RUNNING ORDER
111 kg

LENGTH
1690 mm

WIDTH
780 mm

HEIGHT
990 mm

FUEL CONSUMPTION*
2.4 l / 100km

EMISSIONS*
55 g/km

STANDARD EQUIPMENT
Adjustable shock absorbers
LED daylight and LED indicators
Digital speedometer
CBS – Combined brake system
EFI – Electronic fuel injection

*according to Commission Delegated Regulation (EU) 134/2014, Annex VII



CLOCKWORK ORANGE



CARGO GREEN



ADRENALINE
INJECTION,
READY.



BACKSTAGE BLACK

Cromwell 1200



BRIXTON'S BIG DOG IS HERE.

NO RIDE WILL EVER FEEL TAME AGAIN.



DESIGN

With its fiercely classic design, this beast leaves an impression just as powerful as its engine. So whatever road you chuck its way, you can rely on it to jump at the chance to chew it up. A word of warning though, when you set your machine loose, you'll roam free for so long you'll never want to return home.

EQUIPMENT

The Cromwell 1200 is packed with top-of-the-range gear: KYB shock absorbers, Bosch ABS system, Nissin Brake system, Traction control, Pirelli tyres and TFT display – just to name a few. And with a Sport mode as well as Eco setting, your adrenaline rush never has to end.



TIMBERWOLF GREY



BACKSTAGE BLACK



CARGO GREEN

Cromwell 1200

ENGINE TYPE

In-line 2 cylinder, 4 stroke, water cooled

ENGINE DISPLACEMENT

1222 cm³

MAX POWER

60 kW @ 6500 rpm

IGNITION

ECU

BRAKES

Nissin Brake system - disc/disc

MASS IN RUNNING ORDER

235 kg

LENGTH

2180 mm

WIDTH

800 mm

HEIGHT

1115 mm

FUEL CONSUMPTION*

4.5 l / 100km

EMISSIONS*

105 g/km

STANDARD EQUIPMENT

KYB shock absorbers
LED daylight & indicators
TFT display
Bosch ABS System
Anti-theft key system
Ride by wire (electric throttle)
Traction control
2 drive modes: ECO and Sport

*data are preliminary, might change after final homologation.



Cromwell

250

THE TWO FIFTY CALIBRE BULLET.

A MODERN STREET CLASSIC.



DESIGN

With its fiercely classic design, this beast leaves an impression just as powerful as its engine. So whatever road you chuck its way, you can rely on it to jump at the chance to chew it up. A word of warning though, when you set your machine loose, you'll roam free for so long you'll never want to return home.

EQUIPMENT

KOSO LED indicators, LED beams front and rear plus, ABS brakes and adjustable rear shock absorbers as standard – the Cromwell 250 delivers all the specs that matter, so you can take on the road.

Cromwell 250

ENGINE TYPE

1 cylinder, 4 stroke, air cooled

ENGINE DISPLACEMENT

249 cm³

MAX POWER

12.6 kW @ 7500 rpm

IGNITION

ECU

BRAKES

disc / disc

MASS IN RUNNING ORDER

145 kg

LENGTH

2020 mm

WIDTH

850 mm

HEIGHT

1105 mm

FUEL CONSUMPTION*

3.1 l / 100km

EMISSIONS*

71 g/km

STANDARD EQUIPMENT

Adjustable shock absorbers
LED daylight and LED indicators
Digital speedometer
ABS – Anti-lock brake system
EFI – Electronic fuel injection

*according to Commission Delegated Regulation (EU) 134/2014, Annex VII



TITAN BLACK / STERLING GREY



DESERT GOLD / CLOCKWORK ORANGE

Cromwell

125

FOR A LASTING FIRST IMPRESSION.



CLASSIC STYLE MEETS CONTEMPORARY COOL.

DESIGN

The Cromwell 125 is Brixton Motorcycles' modern street classic, an entry-level bike that demands its place on the road.

The signature Brixton fuel tank evokes the best of iconic British design. Its distinctive lines creating the benchmark for every bike we build. But don't just fall for appearances. You can rely on the pedigree of our machine, as much as the impression it makes.

EQUIPMENT

Disc brakes, LED lights, electronic fuel injection – the Cromwell 125 keeps it simple without compromising capability. Powered by a super smooth four stroke, the Cromwell 125 is a contemporary air-cooled performer.





OPEN ROADS WAIT FOR EVERYONE.

Cromwell 125

ENGINE TYPE

1 cylinder, 4 stroke, air cooled

ENGINE DISPLACEMENT

125 cm³

MAX POWER

8.2 kW @ 9000 rpm

IGNITION

ECU

BRAKES

disc / disc

MASS IN RUNNING ORDER

134 kg

LENGTH

2020 mm

WIDTH

850 mm

HEIGHT

1105 mm

FUEL CONSUMPTION*

2.3 l / 100km

EMISSIONS*

53 g/km

STANDARD EQUIPMENT

Adjustable shock absorbers
LED daylight and LED indicators
Digital speedometer
¹ ABS – Anti-lock brake system
² CBS – Combined brake system
EFI – Electronic fuel injection

*according to Commission Delegated Regulation (EU) 134/2014, Annex VII

¹ Standard equipment on Charly Brown and Backstage Black Cromwell 125 models

² Standard equipment on Submarine Yellow and Timberwolf Grey Cromwell 125 models



CHARLY BROWN / TITAN BLACK ¹



BACKSTAGE BLACK / TITAN BLACK ¹



SUBMARINE YELLOW ²



TIMBERWOLF GREY ²



Felsboers

250

THE INNER CITY BULLY THAT
THROTTLES THE OPEN ROAD.

SOMETHING WICKED THIS WAY COMES.

DESIGN

This is a bike that means business. Angrier and more aggressive with 250cc fuel injected power, it's ready to back you up. The inverted front suspension fork adds to the list of many subtle design details, while precision engine technology makes the Felsberg 250 a presence on the street.

TECHNOLOGY

KOSO LED indicators, LED beams front and rear plus, ABS brakes and adjustable rear shock absorbers as standard – the Felsberg 250 delivers all the specs that matter, so you can take on the road.





Felsberg 250

- ENGINE TYPE
1 cylinder, 4 stroke, air cooled
- ENGINE DISPLACEMENT
249 cm³
- MAX POWER
12.6 kW @ 7500 rpm
- IGNITION
ECU
- BRAKES
disc / disc
- MASS IN RUNNING ORDER
155 kg
- LENGTH
2050 mm
- WIDTH
850 mm
- HEIGHT
1120 mm
- FUEL CONSUMPTION*
3.2 l / 100km
- EMISSIONS*
73 g/km
- STANDARD EQUIPMENT
Adjustable shock absorbers
LED daylight and LED indicators
Digital speedometer
ABS - Anti-lock brake system
EFI - Electronic fuel injection

*according to Commission Delegated Regulation (EU) 134/2014, Annex VII



BACKSTAGE BLACK



BACKSTAGE BLACK / TIMBERWOLF GREY



Felsboer

125

FOR KINGS OF KICKING DIRT.

MASTER THE WILDERNESS IN YOU.

DESIGN

When dust tracks call, the Felsberg 125 purrs back. So if you're itching to rip up the off-road, stand up and take on the dirt. With fat treads made for narrow lanes, the Felsberg 125 is born for going wild. But no stranger to the concrete jungle, this bike's ready, whichever way you throw it.

EQUIPMENT

On top of our standard specs, the Felsberg 125 packs a beefed up rear suspension, a protective cage over the front lights plus, a gnarly forward windshield.

FINISHES

Whether you want to blend into the shadows or the undergrowth, you've got four no-nonsense matt finishes to choose from – go back to black, green, grey or brown.



IN GRIT THERE IS GREATNESS. AND THIS BIKE IS MADE FOR GRIT.



CHARLY BROWN ²



CARGO GREEN ¹



TIMBERWOLF GREY ¹



BACKSTAGE BLACK ¹

Felsberg 125

ENGINE TYPE
1 cylinder, 4 stroke, air cooled

ENGINE DISPLACEMENT
125 cm³

MAX POWER
8.2 kW @ 9000 rpm

IGNITION
ECU

BRAKES
disc / disc

MASS IN RUNNING ORDER
134 kg

LENGTH
2020 mm

WIDTH
850 mm

HEIGHT
1105 mm

FUEL CONSUMPTION*
2.5 l / 100km

EMISSIONS*
57 g/km

STANDARD EQUIPMENT
Adjustable shock absorbers
LED daylight and LED indicators
Digital speedometer
¹ ABS – Anti-lock brake system
² CBS – Combined brake system
EFI – Electronic fuel injection

*according to Commission Delegated Regulation (EU) 134/2014, Annex VII

¹ Standard equipment on Backstage Black, Timberwolf Grey and Cargo Green Felsberg 125 models

² Standard equipment on Charly Brown Felsberg 125 models



WHERE THE ROAD STOPS, THE RIDE STARTS.

Felsboeers 125 XC

THE TRAILBLAZER OF THE
UNBEATEN TRACK.



MEET THE OFF-ROAD FACE ON.

DESIGN

The Felsberg 125 XC eats rough terrain for breakfast. Built in the image of a classic enduro, with a sturdy fender and thick treads, it's made to tear through the dirt over and over.

EQUIPMENT

With its dirt-dominating high front mudguard and strong underbody protection, the Felsberg 125 XC is born ready for off-road battles.





Felsberg 125 XC

ENGINE TYPE
1 cylinder, 4 stroke, air cooled

ENGINE DISPLACEMENT
125 cm³

MAX POWER
8.2 kW @ 9000 rpm

IGNITION
ECU

BRAKES
disc / disc

MASS IN RUNNING ORDER
134 kg

LENGTH
2070 mm

WIDTH
850 mm

HEIGHT
1120 mm

FUEL CONSUMPTION*
2.5 l / 100km

EMISSIONS*
57 g/km

STANDARD EQUIPMENT
Adjustable shock absorbers
LED daylight and LED indicators
Digital speedometer
CBS - Combined brake system
EFI - Electronic fuel injection

*according to Commission Delegated Regulation
(EU) 134/2014, Annex VII



QUICK SILVER



DIRT KICKING TIME.

Summary



125

THE CAFÉ RACER THROWBACK.

THE BLAST FROM THE PAST.

DESIGN

For new bloods on the cafe racer scene, the Sunray 125 is made for carving up the street. With its low-slung handlebars, indented fuel tank and minimalist seat cowling, it's a McQueen-esque classic, built for modern city riders.

EQUIPMENT

With LED lights, electronic fuel injection and a digital speedometer, the Sunray 125 rides the forefront of throwback. Disc brakes front and rear mean bulletproof stopping power. While the one-cylinder four-stroke, air-cooled engine provides all the hustle you need.





Sunray 125

ENGINE TYPE
1 cylinder, 4 stroke, air cooled

ENGINE DISPLACEMENT
125 cm³

MAX POWER
8.2 kW @ 9000 rpm

IGNITION
ECU

BRAKES
disc / disc

MASS IN RUNNING ORDER
134 kg

LENGTH
2020 mm

WIDTH
760 mm

HEIGHT
1060 mm

FUEL CONSUMPTION*
2.5 l / 100km

EMISSIONS*
57 g/km

STANDARD EQUIPMENT
Adjustable shock absorbers
LED daylight and LED indicators
Digital speedometer
ABS - Anti-lock brake system
EFI - Electronic fuel injection

*according to Commission Delegated Regulation
(EU) 134/2014, Annex VII



BULLET SILVER / BACKSTAGE BLACK



READY TO CARVE UP THE ROAD?

Raybourn

125

THE INNER-CITY MAVERICK.



FOR NO NONSENSE RIDERS.

DESIGN

With its stripped-back bodywork, the Rayburn 125 is designed in the true image of a classic bobber. Its eye-catching sprung seat is perfect for independent riders who go their own way, and nowhere else.

EQUIPMENT

Fitted with a branded leather bag on its side panel, this bike demands a rider who's unafraid to stand out. But the Rayburn 125 isn't just for show, its four-stroke air-cooled engine means business too.



— X LEAVE THE
CROWD
BEHIND.



Rayburn 125

ENGINE TYPE

1 cylinder, 4 stroke, air cooled

ENGINE DISPLACEMENT

125 cm³

MAX POWER

8.2 kW @ 9000 rpm

IGNITION

ECU

BRAKES

disc / disc

MASS IN RUNNING ORDER

134 kg

LENGTH

2020 mm

WIDTH

760 mm

HEIGHT

1060 mm

FUEL CONSUMPTION*

2.3 l / 100km

EMISSIONS*

53 g/km

STANDARD EQUIPMENT

Adjustable shock absorbers
LED daylight and LED indicators
Digital speedometer
CBS - Combined brake system
EFI - Electronic fuel injection

*according to Commission Delegated Regulation
(EU) 134/2014, Annex VII



ROYAL BLUE MATT / HORIZON BLUE MATT



BULLET SILVER / TIMBERWOLF GREY

GENUINE BRIXTON MERCHANDISE AND CUSTOM PARTS

Follow your own style and put your Brixton motorcycle on the road the way you love it most. Choose from a variety of accessories including mufflers, colored tanks and cushions, and handlebars to create your own unique motorcycle that suits you best. For a detailed list visit brixton-motorcycles.com/parts



T-SHIRT COMPASS - LIGHT GREY



T-SHIRT X-LIGHT - HORIZON BLUE



T-SHIRT COMPASS - MOSS GREEN



T-SHIRT SKULL - TIMBERWOLF GREY



POLO CLASSIC - BACKSTAGE BLACK



ZIP HOODIE COMPASS



HOODIE SKULL



SWEATSHIRT BRIXTON PRINT



SCARF



SIDE BAGS INKL. BRACKET



SADDLEBAG



TOOLBAG




SHAD SIDE BAGS (CROSSFIRE 500)



LEATHERSIDEBAGS (CROSSFIRE 500)



FUEL TANK BAG (CROSSFIRE 500)



REAR CARRIER BLACK, CHROME




ARROW MUFFLER
STAINLESS STEEL/BLACK




WINDSCREEN



BACKBAG



HELMET LOCK



HELMET

Crossfire

500



ENGINE TYPE	In-line 2 cylinder, 4 stroke, water cooled
ENGINE DISPLACEMENT	486 cm ³
MAX POWER	35 kW @ 8500 rpm
IGNITION	ECU
BRAKES	disc / disc
MASS IN RUNNING ORDER	190 kg
LENGTH	2117 mm
WIDTH	757 mm
HEIGHT	1116 mm
FUEL CONSUMPTION*	4.0 l / 100km
EMISSIONS*	92 g/km
STANDARD EQUIPMENT	J. Juan brake system Pirelli tyres Stainless steel exhaust system Adjustable KYB shock absorbers LED daylight and LED indicators Bosch ABS - Anti-Lock brake system

Crossfire

125



ENGINE TYPE	l cylinder, 4 stroke, water cooled
ENGINE DISPLACEMENT	125 cm ³
MAX POWER	10 kW @ 9500 rpm
IGNITION	ECU
BRAKES	disc / disc
MASS IN RUNNING ORDER	148 kg
LENGTH	2104 mm
WIDTH	770 mm
HEIGHT	1040 mm
FUEL CONSUMPTION*	tba
EMISSIONS*	tba
STANDARD EQUIPMENT	Adjustable shock absorbers LED daylight and LED indicators LCD display ABS - Anti-lock brake system EFI - Electronic fuel injection

Crossfire

125 XS



ENGINE TYPE	l cylinder, 4 stroke, air cooled
ENGINE DISPLACEMENT	125 cm ³
MAX POWER	8.2 kW @ 8500 rpm
IGNITION	ECU
BRAKES	disc / disc
MASS IN RUNNING ORDER	111 kg
LENGTH	1690 mm
WIDTH	780 mm
HEIGHT	990 mm
FUEL CONSUMPTION*	2.4 l / 100km
EMISSIONS*	55 g/km
STANDARD EQUIPMENT	Adjustable shock absorbers LED daylight and LED indicators Digital speedometer CBS - Combined brake system EFI - Electronic fuel injection

Cromwell

1200



ENGINE TYPE	In-line 2 cylinder, 4 stroke, water cooled
ENGINE DISPLACEMENT	1222 cm ³
MAX POWER	60 kW @ 6500 rpm
IGNITION	ECU
BRAKES	Nissin Brake system - disc/disc
MASS IN RUNNING ORDER	235 kg
LENGTH	2180 mm
WIDTH	800 mm
HEIGHT	1115 mm
FUEL CONSUMPTION*	4.5 l / 100km
EMISSIONS*	105 g/km
STANDARD EQUIPMENT	KYB shock absorbers LED daylight & indicators TFT display Bosch ABS System Anti-theft key system Ride by wire (electric throttle) Traction control 2 drive modes: ECO and Sport

Cromwell

250



ENGINE TYPE	l cylinder, 4 stroke, air cooled
ENGINE DISPLACEMENT	249 cm ³
MAX POWER	12.6 kW @ 7500 rpm
IGNITION	ECU
BRAKES	disc / disc
MASS IN RUNNING ORDER	145 kg
LENGTH	2020 mm
WIDTH	850 mm
HEIGHT	1105 mm
FUEL CONSUMPTION*	3.1 l / 100km
EMISSIONS*	71 g/km
STANDARD EQUIPMENT	Adjustable shock absorbers LED daylight and LED indicators Digital speedometer ABS - Anti-lock brake system EFI - Electronic fuel injection

Cromwell

125



ENGINE TYPE	l cylinder, 4 stroke, air cooled
ENGINE DISPLACEMENT	125 cm ³
MAX POWER	8.2 kW @ 9000 rpm
IGNITION	ECU
BRAKES	disc / disc
MASS IN RUNNING ORDER	134 kg
LENGTH	2020 mm
WIDTH	850 mm
HEIGHT	1105 mm
FUEL CONSUMPTION*	2.3 l / 100km
EMISSIONS*	53 g/km
STANDARD EQUIPMENT	Adjustable shock absorbers LED daylight and LED indicators Digital speedometer ¹ ABS - Anti-Lock brake system ² CBS - Combined brake system EFI - Electronic fuel injection

*according to Commission Delegated Regulation (EU) 134/2014, Annex VII

¹ Standard equipment on Charly Brown and Backstage Black Cromwell 125 models ² Standard equipment on Submarine Yellow and Timberwolf Grey Cromwell 125 models

Felsberg

250



ENGINE TYPE	1 cylinder, 4 stroke, air cooled
ENGINE DISPLACEMENT	249 cm ³
MAX POWER	12.6 kW @ 7500 rpm
IGNITION	ECU
BRAKES	disc / disc
MASS IN RUNNING ORDER	155 kg
LENGTH	2050 mm
WIDTH	850 mm
HEIGHT	1120 mm
FUEL CONSUMPTION*	3.2 l / 100km
EMISSIONS*	73 g/km
STANDARD EQUIPMENT	Adjustable shock absorbers LED daylight and LED indicators Digital speedometer ABS - Anti-lock brake system EFI - Electronic fuel injection

Felsberg

125



ENGINE TYPE	1 cylinder, 4 stroke, air cooled
ENGINE DISPLACEMENT	125 cm ³
MAX POWER	8.2 kW @ 9000 rpm
IGNITION	ECU
BRAKES	disc / disc
MASS IN RUNNING ORDER	134 kg
LENGTH	2020 mm
WIDTH	850 mm
HEIGHT	1105 mm
FUEL CONSUMPTION*	2.5 l / 100km
EMISSIONS*	57 g/km
STANDARD EQUIPMENT	Adjustable shock absorbers LED daylight and LED indicators Digital speedometer ABS - Anti-lock brake system EFI - Electronic fuel injection

Felsberg

125 XC



ENGINE TYPE	1 cylinder, 4 stroke, air cooled
ENGINE DISPLACEMENT	125 cm ³
MAX POWER	8.2 kW @ 9000 rpm
IGNITION	ECU
BRAKES	disc / disc
MASS IN RUNNING ORDER	134 kg
LENGTH	2070 mm
WIDTH	850 mm
HEIGHT	1120 mm
FUEL CONSUMPTION*	2.5 l / 100km
EMISSIONS*	57 g/km
STANDARD EQUIPMENT	Adjustable shock absorbers LED daylight and LED indicators Digital speedometer CBS - Combined brake system EFI - Electronic fuel injection

Sunray

125



ENGINE TYPE	1 cylinder, 4 stroke, air cooled
ENGINE DISPLACEMENT	125 cm ³
MAX POWER	8.2 kW @ 9000 rpm
IGNITION	ECU
BRAKES	disc / disc
MASS IN RUNNING ORDER	134 kg
LENGTH	2020 mm
WIDTH	760 mm
HEIGHT	1060 mm
FUEL CONSUMPTION*	2.5 l / 100km
EMISSIONS*	57 g/km
STANDARD EQUIPMENT	Adjustable shock absorbers LED daylight and LED indicators Digital speedometer ABS - Anti-lock brake system EFI - Electronic fuel injection

Rayburn

125



ENGINE TYPE	1 cylinder, 4 stroke, air cooled
ENGINE DISPLACEMENT	125 cm ³
MAX POWER	8.2 kW @ 9000 rpm
IGNITION	ECU
BRAKES	disc / disc
MASS IN RUNNING ORDER	134 kg
LENGTH	2020 mm
WIDTH	760 mm
HEIGHT	1060 mm
FUEL CONSUMPTION*	2.3 l / 100km
EMISSIONS*	53 g/km
STANDARD EQUIPMENT	Adjustable shock absorbers LED daylight and LED indicators Digital speedometer CBS - Combined brake system EFI - Electronic fuel injection

*according to Commission Delegated Regulation (EU) 134/2014, Annex VII



/brixtonmotorcycles



brixton_motorcycles

brixton-motorcycles.com

DEALER